



Mathematics Homework

Block 6

Patterns Level 2



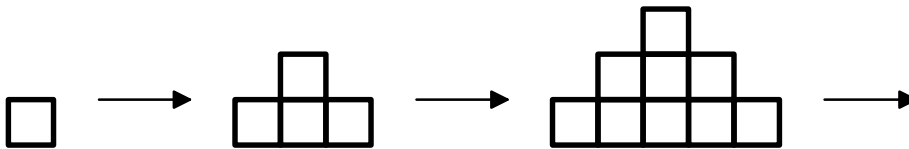
Name: _____ Reg. Class _____

Patterns

1. Fill in the square in the last picture to complete the pattern below.



2. Draw the next picture in the pattern below (you need a ruler for this!).



3. Write the next letter in these alphabet patterns;-

- a) A, C, E, G, I, _____ b) B, F, J, N, R, _____
 c) A, Z, B, Y, C, _____ d) ABC, CDE, EFG, GHI, _____

4. Fill in the next number in each pattern;-

- a) 2, 4, 6, 8, _____ b) 5, 10, 15, 20, 25, _____
 c) 4, 7, 10, 13, 16, _____ d) 44, 38, 32, 26, 20, _____
 e) 128, 64, 32, 16, 8, _____ f) 5, 6, 8, 11, 15, 20, _____
 g) 16, 24, 32, 40, 48, _____ h) 3, 6, 12, 24, 48, _____

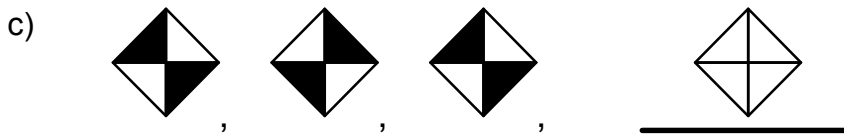
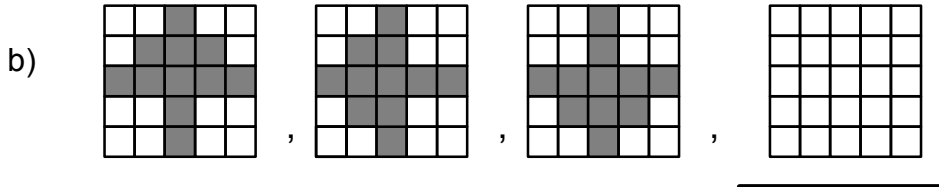
5. Fill in the missing numbers in this pattern,

8, _____, _____, 17, 20, _____, 26

6. Write the first 5 numbers in this pattern, "you start at 9 and go up in 3's"

9, _____, _____, _____, _____

7. Complete the next picture in all the patterns below.



8. Look at the 100 square below. Draw a circle round all the numbers in the **3 times table** (it's been started for you). Use the **PATTERN** to help you complete the task for all the numbers in the table.

1	2	3	4	5	6	7	8	9	10
11	12	13	14	15	16	17	18	19	20
21	22	23	24	25	26	27	28	29	30
31	32	33	34	35	36	37	38	39	40
41	42	43	44	45	46	47	48	49	50
51	52	53	54	55	56	57	58	59	60
61	62	63	64	65	66	67	68	69	70
71	72	73	74	75	76	77	78	79	80
81	82	83	84	85	86	87	88	89	90
91	92	93	94	95	96	97	98	99	100

9. Complete the **multiplication table** chart below. You should look for **PATTERNS** to help you complete the task! Some of the answers have been done for you.

X	1	2	3	4	5	6	7	8	9
1	1		3		5		7		9
2	2	4		8		12		16	
3			9					24	
4	4		12	16		24			36
5		10			25		35	40	
6	6			24					54
7		14			35				
8	8	16					56		
9			27			54			81